

# Fire Alarm Pager

## Visitor Guide



We use a fire alarm pager system in this building.

**Ask at  
reception**

Visitors can ask to borrow one for their visit.



The pager should be kept close to the body.

You can clip the pager to your belt or waistband or place it in a pocket.








The building's fire alarm and the pager system are connected.



You will be given a pager in standby mode.

In standby mode the pager display will look like this.

If not return to reception.

	<p>When the fire alarm sounds the pager will flash, bleep, vibrate and send a message to say where the fire is.</p>
<div>Fire County Hall</div> <div>Fire Chatsworth</div> <div>Fire Stancliffe</div> <div>Fire John Hadfield House</div>	<p>The message will display the location to be evacuated.</p>
	<p>Follow the buildings evacuation procedure. Staff should be available to help you.</p>
	<p>The pager will stop flashing, bleeping and vibrating when the fire alarm stops.</p>
	<p>Do not re-enter the building until you are instructed to do so.</p>
	<p>Please remember to return your pager to reception on your way out</p>